




Easy Read Guidance for: Using Google AI Mode for Applications



This includes safety tips:

- ✓ DOs — Safe and Helpful Things to Do**
- ⊘ DON'Ts — Things to Avoid**



Photosymbols®
Professional Licence 3912527363



Step 1: Open Google search on your phone, tablet or computer




Step 2: Type in your question clearly.

“Give me step-by-step instructions on how to apply for a UK passport”




You can change this by using:
“Give me step-by-step instructions on how to apply for a _____
Example: Passport, Housing, Benefits, Job, Volunteer Role





Step 3: Add helpful details like:

- I live in the UK
- I want to apply online
- Use Easy-Read sentences



Step 4: Search your questions.

Click 'AI Mode' or the 'Wand Icon' to search.



Step 5: Ask Google AI to make easier if needed by typing:

- Show steps in order
- Make a checklist
- Keep each step short



AI Safety:

Google AI can search but cannot fill out the application or see your private documents.



If you are unsure check the official website or ask a person you trust for help.



Don't let AI make big decisions for you.

Important choices should be made by you and the people who support you